

riposa

SWISS SLEEP



Flatflex

THE EXTRA-FLAT AND EXTRA-LIGHT SLATTED BASE.

Flatflex 0



Flatflex 0 Art. no. 1250

| Dimensions | 78/88 cm | 93 cm | 98 cm | 118 cm | 138 cm | 158 cm* | 178 cm* | 198 cm |
|------------|----------|-------|-------|--------|--------|---------|---------|--------|
| 187/197 cm | 650.- | 720.- | 780.- | 940.- | 1100.- | 1370.- | 1370.- | 1630.- |
| 207 cm | 720.- | 800.- | 860.- | 1040.- | 1210.- | 1510.- | 1510.- | 1790.- |
| 217 cm | 760.- | 840.- | 910.- | 1100.- | 1280.- | 1590.- | 1590.- | 1890.- |

Special sizes possible: next price category plus 10 %.

Prices in CHF

* In two parts, with height-adjustable central feet.

Flatflex 1

With adjustable headrest



Flatflex 1 Art. no. 1251

| Dimensions | 78/88 cm | 93 cm | 98 cm | 118 cm | 138 cm | 158 cm* | 178 cm* | 198 cm |
|------------|----------|-------|--------|--------|--------|---------|---------|--------|
| 187/197 cm | 710.- | 790.- | 860.- | 1040.- | 1210.- | 1490.- | 1490.- | 1790.- |
| 207 cm | 790.- | 870.- | 950.- | 1140.- | 1330.- | 1650.- | 1650.- | 1970.- |
| 217 cm | 830.- | 920.- | 1000.- | 1200.- | 1400.- | 1730.- | 1730.- | 2070.- |

Special sizes possible: next price category plus 10 %.

Prices in CHF

* In two parts, with height-adjustable central feet.

FEATURES

The reduced design gives the Flatflex an extra-flat and light shape, while celebrating maximum aesthetics and functionality.

Extra flat and extra light = low fitted height of 3.8 cm in lightweight aluminium construction

Suitable for every bed, even for flat bed frames and designer beds with a low fitted height

Straightforward bed solution in an industrial style (Flatflex + skids = bed)

Low weight = easy handling and cleaning

Stability and aesthetic appeal

TECHNICAL DETAILS

Swiss high-tech construction (lightweight aluminium) developed according to the principles of Swiss Sleep Technology SST.

Sleep surface made of multi-layered beechwood spring slats, pre-stressed and supportive

Middle reinforcement for gentle adjustment

Self-regulating Shoulder-Balance-System SBS, sophisticated design

Optionally with adjustable headrest or adjustable head and footrests

Can easily be converted into a bed with skids and accessories

IMPORTANT DIMENSIONS

Fitted height: 3.8 cm

Total height: 5 cm

From a width of 158 cm, in two parts with height-adjustable central feet

In widths of 118 cm and 138 cm with reinforced construction

The extra-flat and extra-light slatted base with a fitted height of 3.8 cm.
The essence of aesthetics and functionality.



Flatflex 2

With adjustable head and footrests



FEATURES

The individual adjustment of the head and foot sections provides relief in the shoulder and hip areas whilst supporting healthy blood circulation – for optimal regeneration and a feeling of lightness.

Flatflex 2 Art. no. 1252

| Dimensions | 78/88 cm | 93 cm | 98 cm | 118 cm | 138 cm | 158 cm* | 178 cm* | 198 cm |
|------------|----------|--------|--------|--------|--------|---------|---------|--------|
| 187/197 cm | 840.– | 930.– | 1010.– | 1220.– | 1420.– | 1750.– | 1750.– | 2090.– |
| 207 cm | 930.– | 1030.– | 1120.– | 1350.– | 1570.– | 1930.– | 1930.– | 2310.– |
| 217 cm | 980.– | 1090.– | 1180.– | 1420.– | 1660.– | 2030.– | 2030.– | 2430.– |

Special sizes possible: next price category plus 10 %.

Prices in CHF

* In two parts, with height-adjustable central feet.

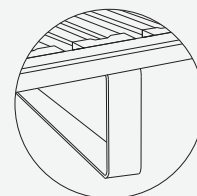
ACCESSORIES

Aluminium-look skids 20 cm for Flatflex Art. no. 5012

| Dimensions | 78 cm | 88 cm | 93 cm | 98 cm | 118 cm | 138 cm |
|----------------|-------|-------|-------|-------|--------|--------|
| Price per pair | 170.– | 170.– | 180.– | 200.– | 240.– | 270.– |

Surcharge for special skids with heights of 10, 15, 25 cm: CHF 120.– per pair.

Prices in CHF

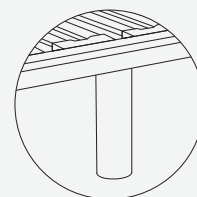


Aluminium-look cylindrical feet 20 cm for Flatflex Art. no. 5015

| | |
|-------------------|-------|
| Price for 4 units | 170.– |
|-------------------|-------|

Surcharge for cylindrical feet with heights of 10, 15, 25 cm: CHF 120.– per set.

Price in CHF

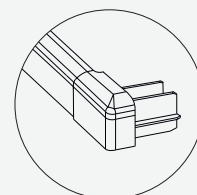


Foot end/head end pluggable, for Flatflex 2 Art. no. 5037

Foot end/head end pluggable, for Flatflex 0/1 Art. no. 5038

| Dimensions | 78 cm | 88 cm | 93 cm | 98 cm | 118 cm | 138 cm |
|----------------|-------|-------|-------|-------|--------|--------|
| Price per unit | 110.– | 110.– | 120.– | 130.– | 140.– | 150.– |

Prices in CHF

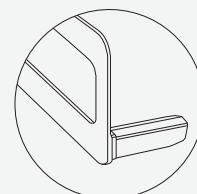


Flatcouch element pluggable for Flatflex 0/1 Art. no. 5036

| Dimensions | 78/88 cm | 93 cm | 98 cm | 118 cm | 138 cm | 158 cm* | 178 cm* |
|----------------|----------|-------|-------|--------|--------|---------|---------|
| Price per unit | 290.– | 310.– | 330.– | 380.– | 430.– | 480.– | 530.– |

* One-part flat couch element with middle reinforcement.

Prices in CHF




Form and functionality

Its minimalist design gives the Flatflex an extra flat and light shape, while celebrating maximum aesthetics and functionality.

System.

The right combination for maximum sleep comfort.

A mattress only develops its full potential when it forms an optimum sleep system with the appropriate base. riposa mattresses and bases can be combined individually and adapted to your personal needs. This means that every detail contributes to anatomically correct lying – for maximum sleep comfort and deep regeneration.



riposa Swiss Sleep is an investment in your health – developed with experience and innovation, manufactured in Switzerland.